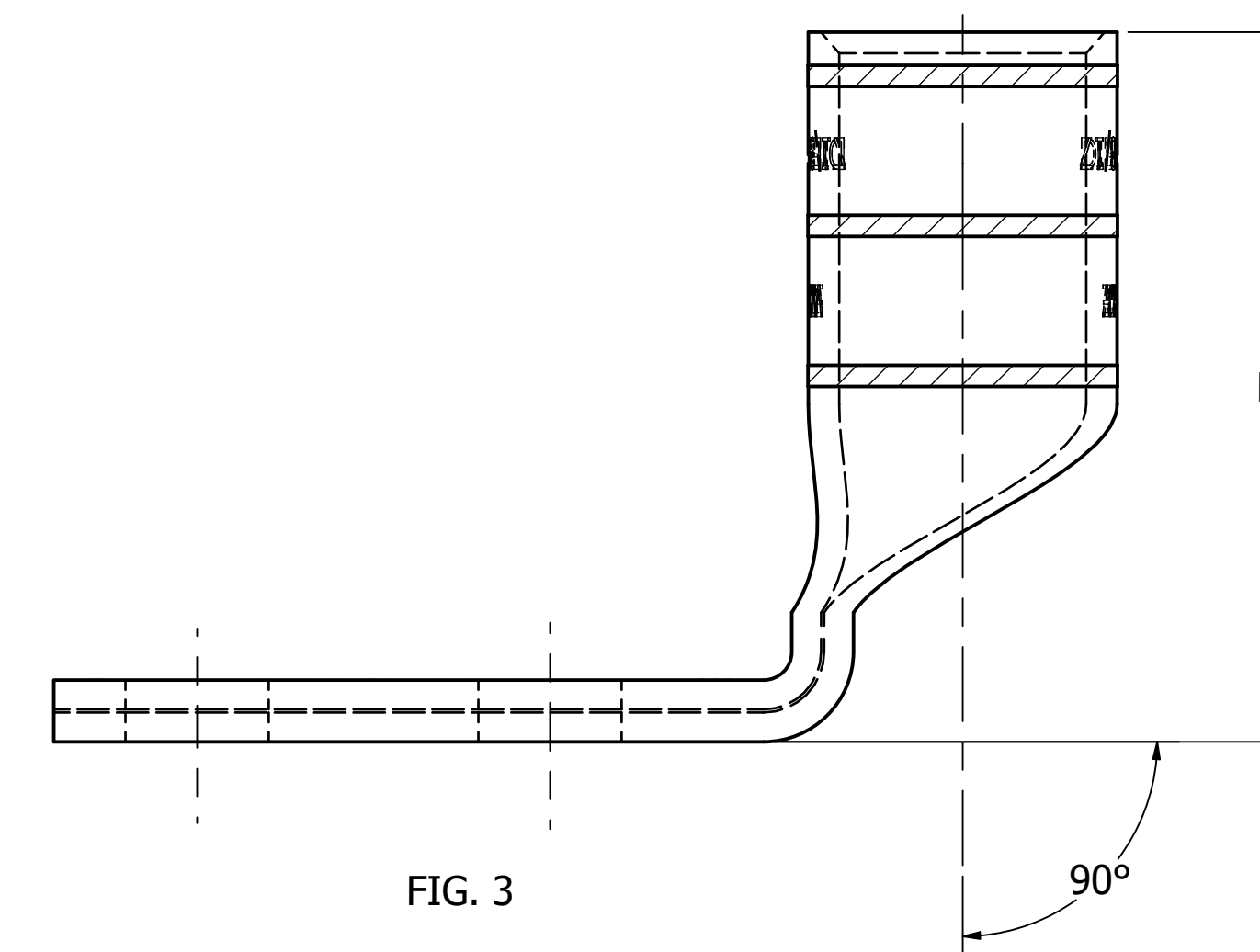
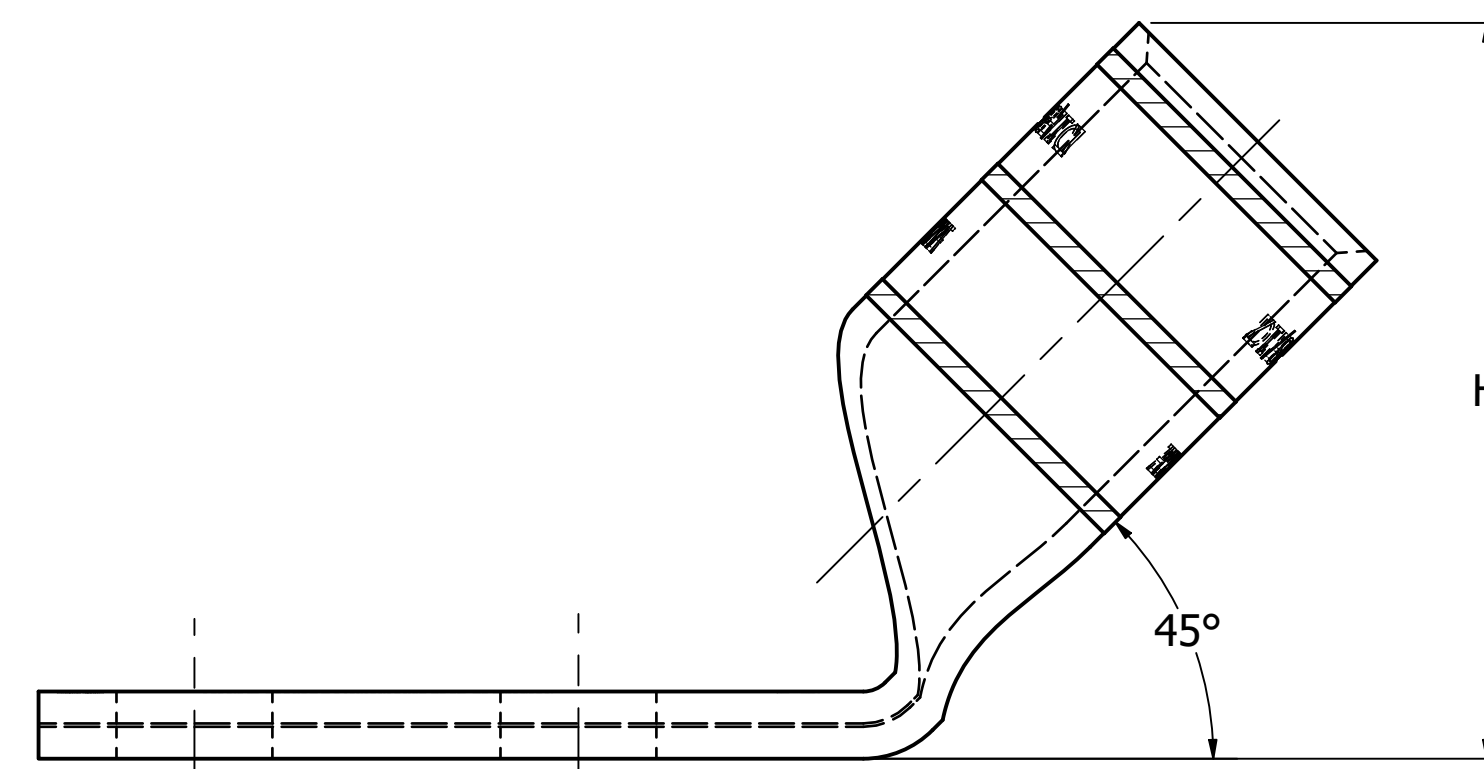
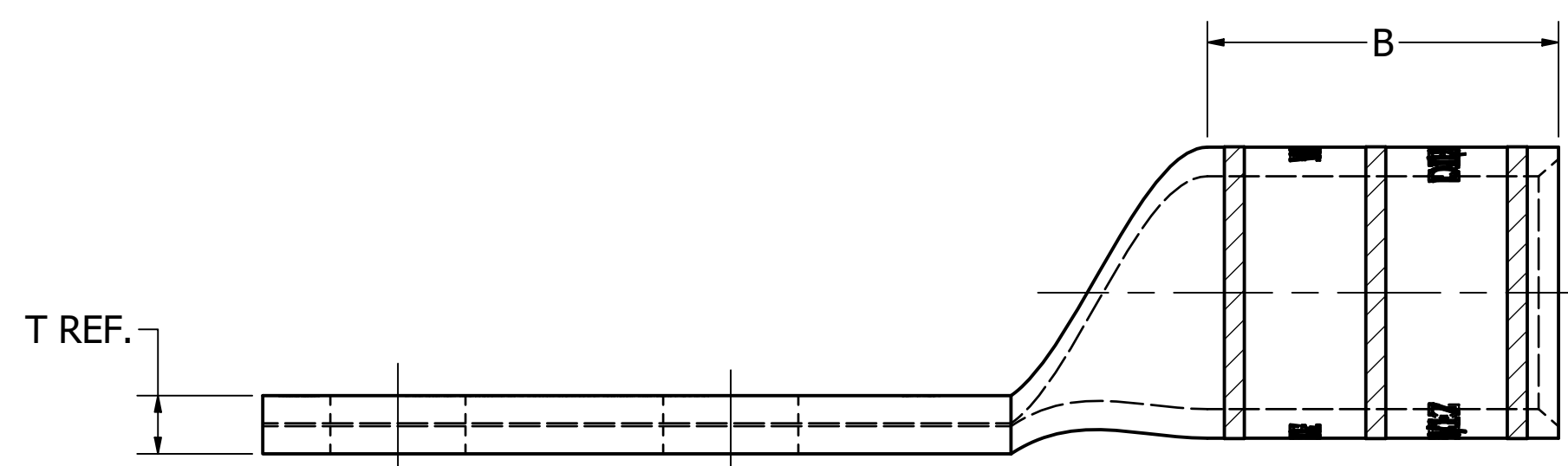
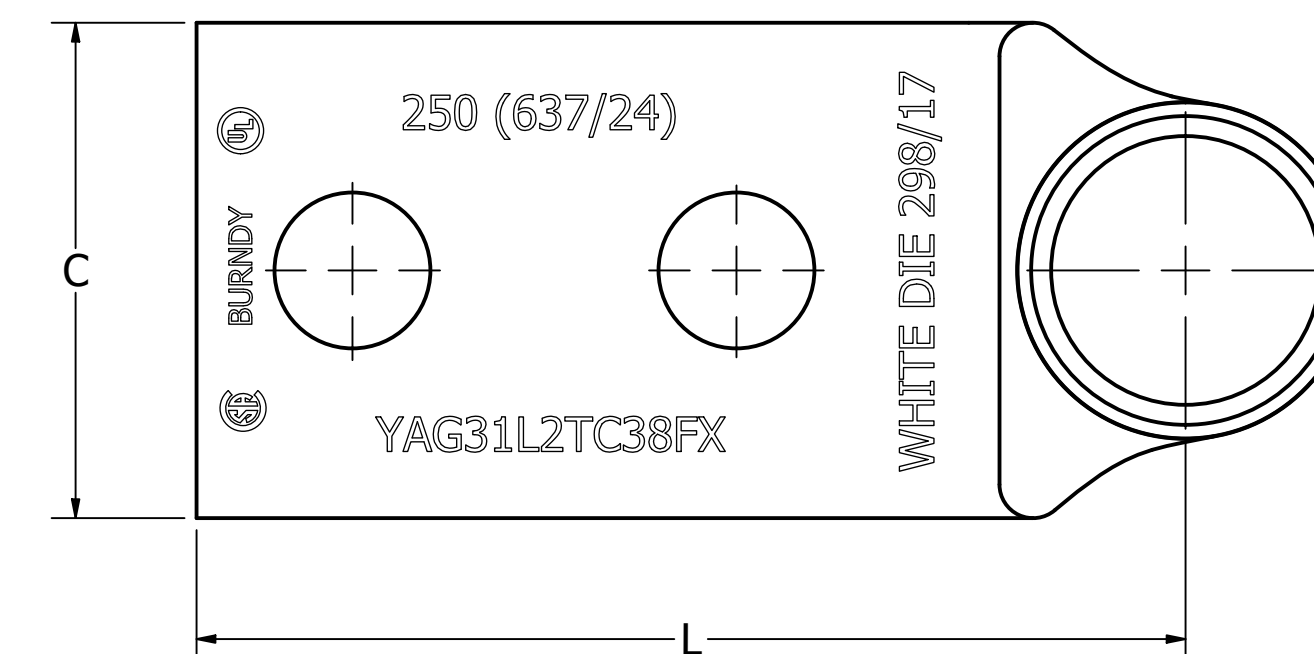
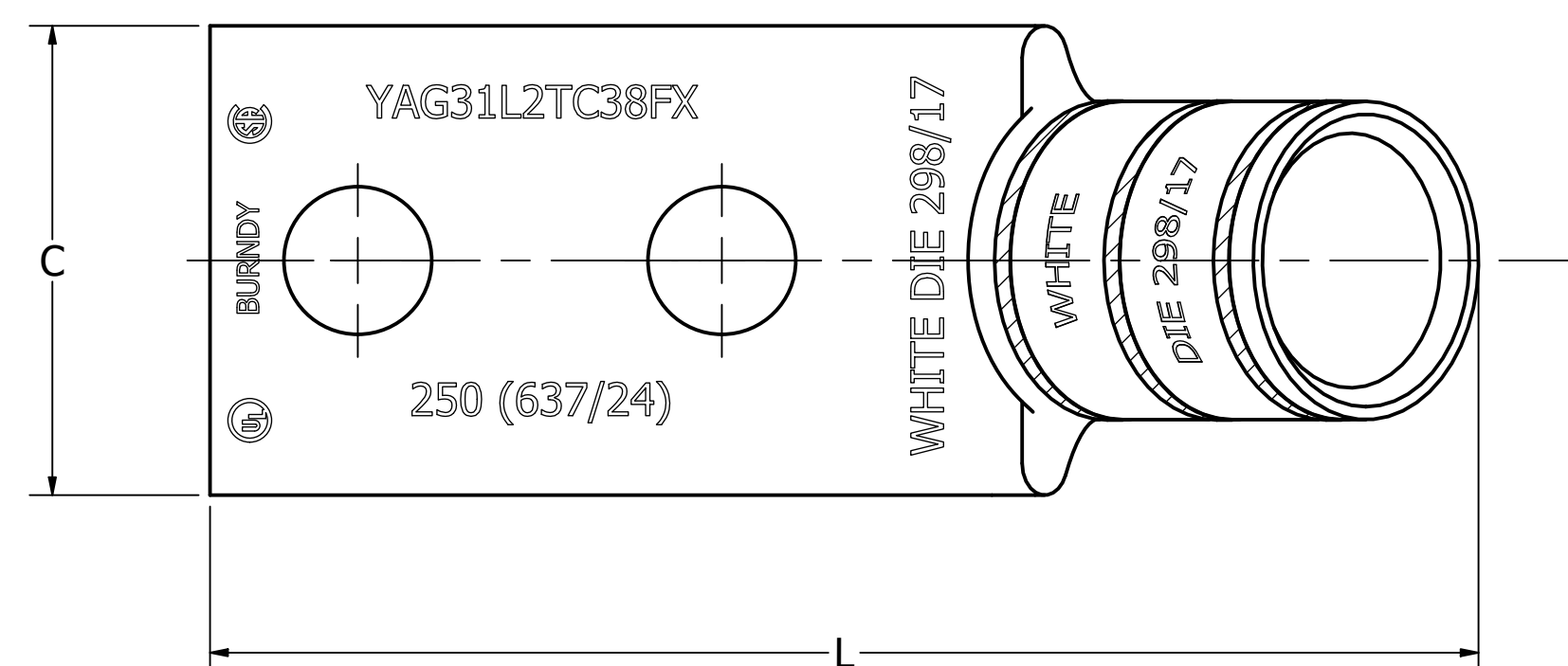
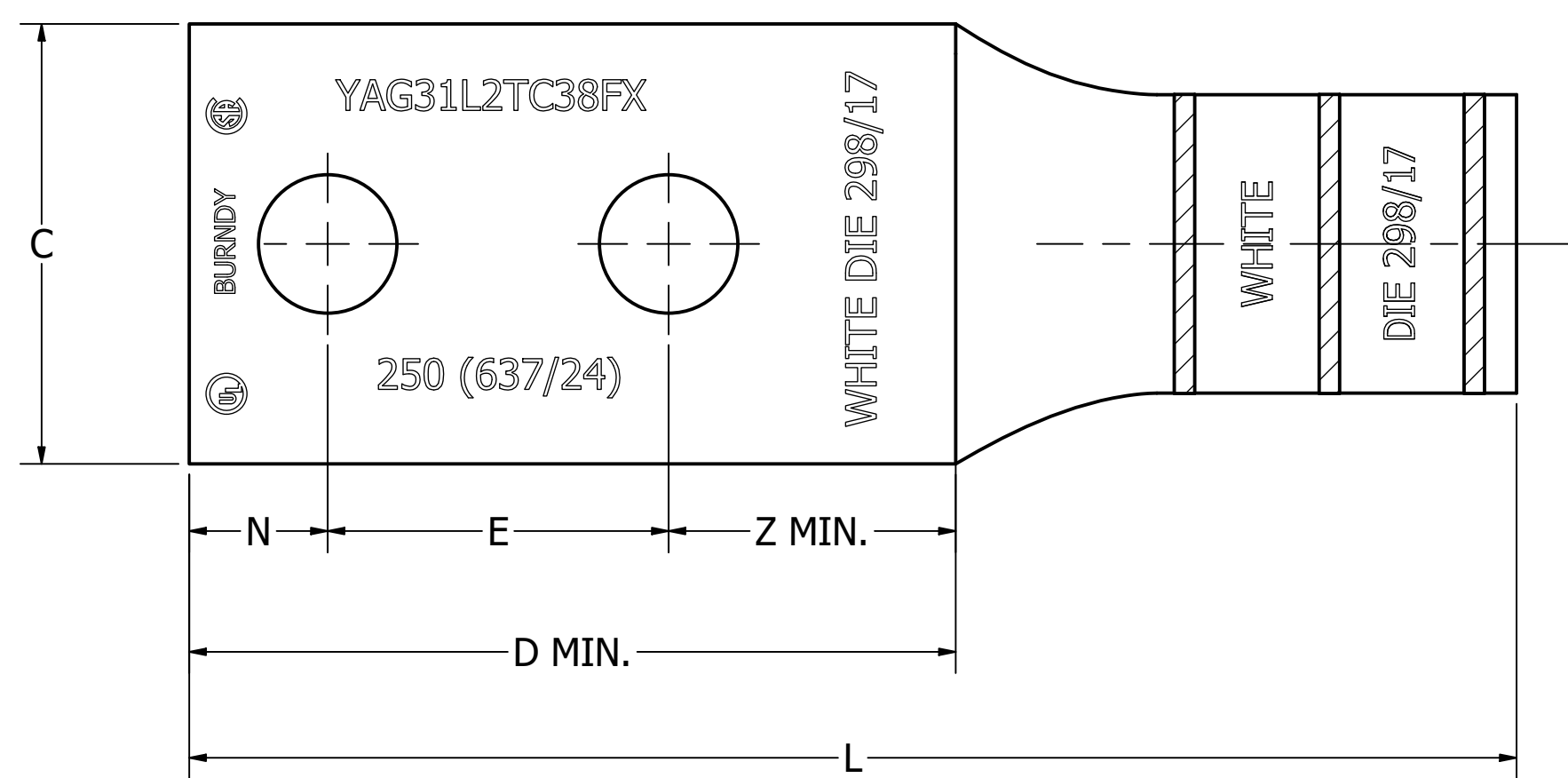


CONNECTOR SIZE	TOLERANCES						
	B	C	E	K DIA.	L	N	O.D.
-10C	±.03	±.04	±.02	±.02	±.06	±.03	±.01
8C - 25	±.06	±.04	±.02	±.02	±.09	±.03	±.01
26 - 34	±.08	±.04	±.02	±.02	±.12	±.03	±.01
35 AND UP	±.09	±.06	±.02	±.02	±.15	±.06	±.01

REV	DATE	DESCRIPTION	ECO	BY	C'H'K.
D	09/30/20	UPDATED NOTES	53515	JL	GR



NOTES:


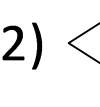
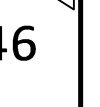
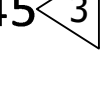





- MATERIAL : COPPER TUBING.
- FINISH : TIN PLATED.
- CATALOG # PT6515 ADAPTOR IS REQUIRED TO USE "U" DIES IN Y45 SERIES TOOLS.
- CATALOG # PUADP-1 ADAPTOR IS REQUIRED TO USE "U" DIES IN Y46 SERIES TOOLS.
- NAVY CABLE SIZE MAY BE OMITTED ON SOME SIZES BECAUSE OF SPACE LIMITATIONS.
- PERMANENT DIE IN TOOLING.
- DIMENSIONS IN BRACKETS [] ARE IN MILLIMETERS ROUNDED OFF TO THE NEAREST MILLIMETER, UNLESS OTHERWISE SPECIFIED AND ARE FOR REFERENCE ONLY.
- ALL OF THE CATALOG NUMBERS FOR THESE HYLUGS™ CAN BE ORDERED WITH OR WITHOUT SKIVE (INSPECTION HOLE).
EXAMPLE: YAG25L - 2TC516E2 - FX (NO SKIVE)
YAV25L - 2TC516E2 - FX (SKIVE)
- FOR UNDRILLED VERSIONS ADD SUFFIX "U" TO END OF CATALOG NUMBER.
FOR UNDRILLED VERSIONS, USE D MIN. = N MAX. + Z MIN.
- CONNECTORS ARE UL LISTED AND CSA CERTIFIED. UNDRILLED VERSIONS ARE NOT LISTED OR CERTIFIED.
- THESE CATALOG NUMBERS CANNOT BE INSTALLED WITH U8CRT DIE.
- THESE CATALOG NUMBERS CANNOT BE INSTALLED WITH Y45 OR Y46 TOOLING.
- ADD "NK" SUFFIX INDICATES NICKEL PLATED FINISH

FIG. 1

FIG. 2

FIG. 3

TO ORDER BURNDY® PRODUCTS CALL		HYLUG™	
UNITED STATES 1-800-346-4175 (LONDONDERRY, NH)		ITEM NO: N/A	
CANADA: 1-800-361-6975 (QUEBEC) 1-800-387-6487 (ALL OTHER PROVINCES)		CAT. NO: SEE TABLE	
FOR PRODUCT INFO: http://www.burndy.com		DRAWN BY: V SIVANANTHAM 11/18/2014	
		CHECKER: R ROMAN 12/11/2014	
		DSN APRVL: R ROMAN 12/11/2014	
		MFG APRVL: --	
		QA APRVL: T WATTS 12/17/2014	
		MKT APRVL: K BOUTIN 12/10/2014	
		PROD FAM:	
		DRAWING NO	
		50052523	
		SHEET 1 OF 19	
		REV	
		D	


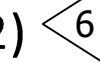


CATALOG NO.	FIG. NO.	CONDUCTOR			BOLT SIZE	DIMENSIONS										BURNDY® INSTALLATION TOOLING (# CRIMPS)										DIELESS (# CRIMPS)	WIRE STRIP LENGTH
		FLEX	CODE (AWG)	NAVY 		B	C	E	H	K	L	N	O.D.	T REF	Z MIN.	DIE INDEX	COLOR CODE	MECHANICAL			HYDRAULIC						
																		MD7-34R MD6	OUR840	Y1MRTC (2) 	PATMD6 PAT600 Y500CT	Y35, Y39 Y750 PAT750	Y46 	Y45 			
YAG8CL2TC10FX	1	#8 WELD 37/24	#8 AWG	23	#10 [M5]	.41 [10]	.63 [16]	-	.21 [5]	1.84 [47]	.25 [6]	.08 [2]	.28 [7]	49	RED	W8CRT X8CRT W8CVT (1)	X8CRT (1) W8CVT (1)	(1 CRIMP)	W8CRT X8CRT W8CVT (1)	U8CRT (1)	U8CRT (1)	U8CRT (1)	MECHANICAL: MY29-11 (1) HYDRAULIC: Y81KFT(1) PAT81KFT(1) Y4PC834(1) PAT4PC834(1)	1/2"			
YAG8CL2TC10FX45	2							.68 [17]		1.83 [46]																	
YAG8CL2TC10FX90 	3							.80 [20]		1.37 [35]																	
YAG8CL2TC14FX	1				1/4 [M6]	.44 [11]	.63 [16]	-	.27 [7]	1.95 [50]	.31 [8]	.08 [2]	.34 [9]														
YAG8CL2TC14FX45	2							.67 [17]		1.94 [49]																	
YAG8CL2TC14FX90 	3							.79 [20]		1.49 [38]																	
YAG8CL2TC14E1FX	1				1/4 [M6]	.44 [11]	.44 [11]	1.00 [25]	-	.27 [7]	2.33 [59]	.31 [8]	.08 [2]												.34 [9]		
YAG8CL2TC14E1FX45	2								.67 [17]		2.32 [59]																
YAG8CL2TC14E1FX90 	3								.79 [20]		1.87 [47]																
YAG8CL2TC14E2FX	1				1/4 [M6]	.44 [11]	.75 [19]	-	.27 [7]	2.08 [53]	.31 [8]	.08 [2]	.34 [9]														
YAG8CL2TC14E2FX45	2							.67 [17]		2.07 [52]																	
YAG8CL2TC14E2FX90 	3							.79 [20]		1.62 [41]																	
YAG8CL2TC38FX	1				3/8 [M10]	.58 [15]	1.00 [25]	-	.40 [10]	2.52 [64]	.41 [10]	.06 [2]	.43 [11]														
YAG8CL2TC38FX45	2							.66 [17]		2.46 [62]																	
YAG8CL2TC38FX90 	3							.75 [19]		2.05 [52]																	

SEE SHEET 1 OF 19 FOR NOTES.

REV	DATE	DESCRIPTION	ECO	BY	C'H'K.
D	09/30/20	UPDATED NOTES	53515	JL	GR

TO ORDER BURNDY® PRODUCTS CALL		HYLUG™	
UNITED STATES 1-800-346-4175 (LONDONDERRY, NH)		ITEM NO: N/A	
CANADA: 1-800-361-6975 (QUEBEC) 1-800-387-6487 (ALL OTHER PROVINCES)		CAT. NO: SEE TABLE	
FOR PRODUCT INFO: http://www.burndy.com		DRAWN BY: V SIVANANTHAM 11/18/2014	
		CHECKER: R ROMAN 12/11/2014	
		DSN APRVL: R ROMAN 12/11/2014	
		MFG APRVL: --	
		QA APRVL: T WATTS 12/17/2014	
		MKT APRVL: K BOUTIN 12/10/2014	
		PROD FAM:	
		PROJECT #: FPN2001026	
		SIZE: D	
		DOCUMENT TYPE: SALES	
		REL LEVEL: WorkInProgress	
		DRAWING NO: 50052523	
		SHEET 2 OF 19	



CATALOG NO.	FIG. NO.	CONDUCTOR			BOLT SIZE	DIMENSIONS										BURNDY® INSTALLATION TOOLING (# CRIMPS)										DIELESS (# CRIMPS)	WIRE STRIP LENGTH
		FLEX	CODE (AWG)	NAVY 		B	C	E	H	K	L	N	O.D.	T REF.	Z MIN.	DIE INDEX	COLOR CODE	MECHANICAL			HYDRAULIC						
																		MD7-34R MD6	OUR840	Y1MRTC (2) 	PATMD6 PAT600 Y500CT	Y35, Y39 Y750 PAT750	Y46  PAT46	Y45 			
YAG2CL2TC14FX	1	#2 WELD 125/24 150/24	#2 AWG	60	1/4 [M6]	.68 [17]	.63 [16]	-	.27 [7]	2.28 [58]	.31 [8]	.10 [3]	.34 [9]	10	BROWN	W2CRT X2CRT W2CVT (1)	X2CRT W2CVT (1)	2 CRIMP	W2CRT X2CRT W2CVT (1)	U2CRT (1)	U2CRT (1)	U2CRT (1)	MECHANICAL: MY29-11 (1) HYDRAULIC: Y644(1) PAT644(1) Y81KFT(1) PAT81KFT(1) Y4PC834(1) PAT4PC834(1)	11/16"			
YAG2CL2TC14FX45	2							1.05 [27]		2.23 [57]																	
YAG2CL2TC14FX90	3							1.16 [30]		1.60 [41]																	
YAG2CL2TC14E1FX	1							-		2.63 [67]																	
YAG2CL2TC14E1FX45	2							1.04 [27]		2.60 [66]																	
YAG2CL2TC14E1FX90	3							1.16 [30]		1.98 [50]																	
YAG2CL2TC14E2FX	1				-	2.40 [61]																					
YAG2CL2TC14E2FX45	2				1.05 [27]	2.36 [60]																					
YAG2CL2TC14E2FX90	3				1.16 [30]	1.73 [44]																					
YAG2CL2TC38FX	1				-	2.84 [72]																					
YAG2CL2TC38FX45	2				1.05 [27]	2.79 [71]																					
YAG2CL2TC38FX90	3				1.16 [30]	2.17 [55]																					
YAG2CL2TC516FX	1				-	2.71 [69]																					
YAG2CL2TC516FX45	2				1.05 [27]	2.67 [68]																					
YAG2CL2TC516FX90	3				1.16 [30]	2.04 [52]																					
YAG2CL2NTCFX	1				-	4.03 [102]																					
YAG2CL2NTCFX45	2	1.04 [26]	3.94 [100]																								
YAG2CL2NTCFX90	3	1.12 [28]	3.34 [85]																								

SEE SHEET 1 OF 19 FOR NOTES.

REV	DATE	DESCRIPTION	ECO	BY	C'H'K.
D	09/30/20	UPDATED NOTES	53515	JL	GR

TO ORDER BURNDY® PRODUCTS CALL		HYLUG™	
UNITED STATES 1-800-346-4175 (LONDONDERRY, NH)		ITEM NO: N/A	
CANADA: 1-800-361-6975 (QUEBEC) 1-800-387-6487 (ALL OTHER PROVINCES)		CAT. NO: SEE TABLE	
FOR PRODUCT INFO: http://www.burndy.com		DRAWN BY: V SIVANANTHAM 11/18/2014	
		CHECKER: R ROMAN 12/11/2014	
		DSN APRVL: R ROMAN 12/11/2014	
		MFG APRVL: --	
		QA APRVL: T WATTS 12/17/2014	
		MKT APRVL: K BOUTIN 12/10/2014	
		PROD FAM:	
		PROJECT #: FPN2001026	
		SIZE: D	
		DOCUMENT TYPE: SALES	
		REL LEVEL: WorkInProgress	
		DRAWING NO: 50052523	
		SHEET 5 OF 19	



CATALOG NO.	FIG. NO.	CONDUCTOR			BOLT SIZE	DIMENSIONS									BURNDY® INSTALLATION TOOLING (# CRIMPS)																																																																																																																										
		FLEX	CODE (AWG)	NAVY		B	C	E	H	K	L	N	O.D.	T REF.	Z MIN.	DIE INDEX	COLOR CODE	MECHANICAL		HYDRAULIC			DIELESS (# CRIMPS)	WIRE STRIP LENGTH																																																																																																																	
																		MD7-34R MD6	OUR840	PATMD6 PAT600 Y500CT	Y750,Y35 Y39 PAT750	Y46			Y45																																																																																																																
YAG1CL2NT14FX	1	#1 WELD 175/24 225/24	#1 AWG	75	.62 [16]	.50 [13] MAX	.63 [16]	-	.27 [7]	2.30 [58]	.31 [8]	.12 [3]	.34 [9]	11 OR 375	GREEN	W1CRT X1CRT W1CVT (1)	XICRT W1CVT (1)	W1CRT XICRT W1CVT (1)	U1CRT-1 (1)	U1CRT-1 (1)	U1CRT-1 (1)	MECHANICAL: MY29-11 (1) HYDRAULIC: Y644(1) PAT644(1) Y81KFT(1) PAT81KFT(1) Y4PC834(1) PAT4PC834(1)	11/16"																																																																																																																		
YAG1CL2NT14FX45	2							1.11 [28]		2.29 [58]																																																																																																																															
YAG1CL2NT14FX90	3							1.22 [31]		1.64 [42]																																																																																																																															
YAG1CL2TC14FX	1							#1 WELD 175/24 225/24		#1 AWG														75	.62 [16]	.63 [16]	-	.27 [7]	2.30 [58]	.31 [8]	.12 [3]	.34 [9]	11 OR 375	GREEN	W1CRT X1CRT W1CVT (1)	XICRT W1CVT (1)	W1CRT XICRT W1CVT (1)	U1CRT-1 (1)	U1CRT-1 (1)	U1CRT-1 (1)	MECHANICAL: MY29-11 (1) HYDRAULIC: Y644(1) PAT644(1) Y81KFT(1) PAT81KFT(1) Y4PC834(1) PAT4PC834(1)	11/16"																																																																																															
YAG1CL2TC14FX45	2																										1.11 [28]		2.29 [58]																																																																																																												
YAG1CL2TC14FX90	3																										1.22 [31]		1.64 [42]																																																																																																												
YAG1CL2TC14E2FX	1																										#1 WELD 175/24 225/24		#1 AWG														75	.62 [16]	.75 [19]	-	.27 [7]	2.43 [62]	.31 [8]	.12 [3]	.34 [9]	11 OR 375	GREEN	W1CRT X1CRT W1CVT (1)	XICRT W1CVT (1)	W1CRT XICRT W1CVT (1)	U1CRT-1 (1)	U1CRT-1 (1)	U1CRT-1 (1)	MECHANICAL: MY29-11 (1) HYDRAULIC: Y644(1) PAT644(1) Y81KFT(1) PAT81KFT(1) Y4PC834(1) PAT4PC834(1)	11/16"																																																																												
YAG1CL2TC14E2FX45	2																																													1.11 [28]		2.41 [61]																																																																																									
YAG1CL2TC14E2FX90	3																																													1.22 [31]		1.76 [45]																																																																																									
YAG1CL2TC14E1FX	1																																													#1 WELD 175/24 225/24		#1 AWG														75	.62 [16]	.75 [19]	-	.27 [7]	2.67 [68]	.31 [8]	.12 [3]	.34 [9]	11 OR 375	GREEN	W1CRT X1CRT W1CVT (1)	XICRT W1CVT (1)	W1CRT XICRT W1CVT (1)	U1CRT-1 (1)	U1CRT-1 (1)	U1CRT-1 (1)	MECHANICAL: MY29-11 (1) HYDRAULIC: Y644(1) PAT644(1) Y81KFT(1) PAT81KFT(1) Y4PC834(1) PAT4PC834(1)	11/16"																																																									
YAG1CL2TC14E1FX45	2																																																																1.11 [28]		2.65 [67]																																																																						
YAG1CL2TC14E1FX90	3																																																																1.22 [31]		2.00 [51]																																																																						
YAG1CL2TC516FX	1																																																																#1 WELD 175/24 225/24		#1 AWG														75	.62 [16]	1.00 [25]	-	.33 [8]	2.74 [70]	.34 [9]	.12 [3]	.36 [9]	11 OR 375	GREEN	W1CRT X1CRT W1CVT (1)	XICRT W1CVT (1)	W1CRT XICRT W1CVT (1)	U1CRT-1 (1)	U1CRT-1 (1)	U1CRT-1 (1)	MECHANICAL: MY29-11 (1) HYDRAULIC: Y644(1) PAT644(1) Y81KFT(1) PAT81KFT(1) Y4PC834(1) PAT4PC834(1)	11/16"																																						
YAG1CL2TC516FX45	2																																																																																			1.11 [28]		2.73 [69]																																																			
YAG1CL2TC516FX90	3																																																																																			1.22 [31]		2.08 [53]																																																			
YAG1CL2TC38FX	1																																																																																			#1 WELD 175/24 225/24		#1 AWG														75	.62 [16]	1.00 [25]	-	.41 [10]	2.87 [73]	.41 [10]	.12 [3]	.43 [11]	11 OR 375	GREEN	W1CRT X1CRT W1CVT (1)	XICRT W1CVT (1)	W1CRT XICRT W1CVT (1)	U1CRT-1 (1)	U1CRT-1 (1)	U1CRT-1 (1)	MECHANICAL: MY29-11 (1) HYDRAULIC: Y644(1) PAT644(1) Y81KFT(1) PAT81KFT(1) Y4PC834(1) PAT4PC834(1)	11/16"																			
YAG1CL2TC38FX45	2																																																																																																						1.11 [28]		2.85 [72]																																
YAG1CL2TC38FX90	3																																																																																																						1.22 [31]		2.20 [56]																																
YAG1CL2NTCFX	1																																																																																																						#1 WELD 175/24 225/24		#1 AWG														75	.62 [16]	.83 [21]	-	.56 [14]	4.06 [103]	.62 [16]	.12 [3]	.65 [17]	11 OR 375	GREEN	W1CRT X1CRT W1CVT (1)	XICRT W1CVT (1)	W1CRT XICRT W1CVT (1)	U1CRT-1 (1)	U1CRT-1 (1)	U1CRT-1 (1)	MECHANICAL: MY29-11 (1) HYDRAULIC: Y644(1) PAT644(1) Y81KFT(1) PAT81KFT(1) Y4PC834(1) PAT4PC834(1)	11/16"
YAG1CL2NTCFX45	2																																																																																																																									1.11 [28]		4.01 [102]													
YAG1CL2NTCFX90	3	1.22 [31]	3.38 [86]																																																																																																																																						
YAG1CL2TC38E10FX	1	#1 WELD 175/24 225/24	#1 AWG	75	.62 [16]	.75 [19]	-		.41 [10]		3.12 [79]	.41 [10]	.12 [3]	.43 [11]	11 OR 375	GREEN	W1CRT X1CRT W1CVT (1)	XICRT W1CVT (1)	W1CRT XICRT W1CVT (1)	U1CRT-1 (1)	U1CRT-1 (1)	U1CRT-1 (1)	MECHANICAL: MY29-11 (1) HYDRAULIC: Y644(1) PAT644(1) Y81KFT(1) PAT81KFT(1) Y4PC834(1) PAT4PC834(1)																																																																																																			11/16"															
YAG1CL2TC38E10FX45	2						1.11 [28]				3.10 [79]																																																																																																																														
YAG1CL2TC38E10FX90	3						1.22 [31]	2.45 [62]																																																																																																																																	

SEE SHEET 1 OF 19 FOR NOTES.

REV	DATE	DESCRIPTION	ECO	BY	C'H'K.
D	09/30/20	UPDATED NOTES	53515	JL	GR

TO ORDER BURNDY® PRODUCTS CALL
 UNITED STATES
 1-800-346-4175 (LONDONDERRY, NH)
 CANADA:
 1-800-361-6975 (QUEBEC)
 1-800-387-6487 (ALL OTHER PROVINCES)
 FOR PRODUCT INFO: <http://www.burndy.com>

HYLUG™

ITEM NO: N/A			
CAT. NO: SEE TABLE			
DRAWN BY: V SIVANANTHAM 11/18/2014			
CHECKER: R ROMAN 12/11/2014			
DSN APRVL: R ROMAN 12/11/2014			
MFG APRVL: --			
QA APRVL: T WATTS 12/17/2014			
MKT APRVL: K BOUTIN 12/10/2014			
PROJECT #: FPN2001026	SIZE	DRAWING NO	REV
DOCUMENT TYPE: SALES	D	50052523	D
REL LEVEL: WorkInProgress		SHEET 6 OF 19	



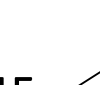
CATALOG NO.	FIG. NO.	CONDUCTOR			BOLT SIZE	DIMENSIONS										BURNDY INSTALLATION TOOLING (# CRIMPS)										DIELESS (# CRIMPS)	WIRE STRIP LENGTH																																																																																																																				
		FLEX	CODE (AWG)	NAVY		B	C	E	H	K	L	N	O.D.	T REF.	Z MIN.	DIE INDEX	COLOR CODE	MECHANICAL		HYDRAULIC																																																																																																																											
																		MD7-34R MD6	OUR840	PATMD6 PAT600 Y500CT	Y35,Y39,Y750 PAT750	Y46 PAT46	Y45																																																																																																																								
YAG25L2TC14FX	1	1/0 WELD 275/24	1/0 AWG	100	1/4 [M6]	.63 [16]	1.22 [31]	.27 [7]	-	2.41 [61]	.31 [8]	.56 [14]	.12 [3]	.43 [11]	12 OR 348	PINK	W25RT X25RT W25VT (2)	X25RT W25VT (2)	W25RT X25RT W25VT (2)	U25RT UR4204WE (1)	U25RT UR4204WE (1)	U25RT UR4204WE (1)	MECHANICAL: MY29-11 (1) HYDRAULIC: Y644(1) PAT644(1) Y81KFT(1) PAT81KFT(1) Y4PC834(1) PAT4PC834(1)	11/16"																																																																																																																							
YAG25L2TC14FX45	2								2.36 [60]																																																																																																																																						
YAG25L2TC14FX90	3								1.66 [42]																																																																																																																																						
YAG25L2TC14E2FX	1								.83 [21]	1.00 [25]															.40 [10]	-	2.53 [64]	.41 [10]	.56 [14]	.12 [3]	.43 [11]	12 OR 348	PINK	W25RT X25RT W25VT (2)	X25RT W25VT (2)	W25RT X25RT W25VT (2)	U25RT UR4204WE (1)	U25RT UR4204WE (1)	U25RT UR4204WE (1)	MECHANICAL: MY29-11 (1) HYDRAULIC: Y644(1) PAT644(1) Y81KFT(1) PAT81KFT(1) Y4PC834(1) PAT4PC834(1)	11/16"																																																																																																						
YAG25L2TC14E2FX45	2																									2.49 [63]																																																																																																																					
YAG25L2TC14E2FX90	3																									1.79 [45]																																																																																																																					
YAG25L2TC516E2FX	1																									.69 [18]	1.00 [25]															.53 [13]	-	2.60 [66]	.53 [13]	.56 [14]	.12 [3]	.43 [11]	12 OR 348	PINK	W25RT X25RT W25VT (2)	X25RT W25VT (2)	W25RT X25RT W25VT (2)	U25RT UR4204WE (1)	U25RT UR4204WE (1)	U25RT UR4204WE (1)	MECHANICAL: MY29-11 (1) HYDRAULIC: Y644(1) PAT644(1) Y81KFT(1) PAT81KFT(1) Y4PC834(1) PAT4PC834(1)	11/16"																																																																																					
YAG25L2TC516E2FX45	2																																										2.55 [65]																																																																																																				
YAG25L2TC516E2FX90	3																																										1.85 [47]																																																																																																				
YAG25L2TC516FX	1																																										.64 [16]	1.00 [25]															.27 [7]	-	2.85 [72]	.31 [8]	.56 [14]	.12 [3]	.43 [11]	12 OR 348	PINK	W25RT X25RT W25VT (2)	X25RT W25VT (2)	W25RT X25RT W25VT (2)	U25RT UR4204WE (1)	U25RT UR4204WE (1)	U25RT UR4204WE (1)	MECHANICAL: MY29-11 (1) HYDRAULIC: Y644(1) PAT644(1) Y81KFT(1) PAT81KFT(1) Y4PC834(1) PAT4PC834(1)	11/16"																																																																				
YAG25L2TC516FX45	2																																																											2.80 [71]																																																																																			
YAG25L2TC516FX90	3																																																											2.10 [53]																																																																																			
YAG25L2TC38FX	1																																																											.64 [16]	1.00 [25]															.40 [10]	-	2.97 [75]	.41 [10]	.56 [14]	.12 [3]	.43 [11]	12 OR 348	PINK	W25RT X25RT W25VT (2)	X25RT W25VT (2)	W25RT X25RT W25VT (2)	U25RT UR4204WE (1)	U25RT UR4204WE (1)	U25RT UR4204WE (1)	MECHANICAL: MY29-11 (1) HYDRAULIC: Y644(1) PAT644(1) Y81KFT(1) PAT81KFT(1) Y4PC834(1) PAT4PC834(1)	11/16"																																																			
YAG25L2TC38FX45	2																																																																												2.92 [74]																																																																		
YAG25L2TC38FX90	3																																																																												2.23 [57]																																																																		
YAG25L2NTCFX	1																																																																												.64 [16]	1.00 [25]															.56 [14]	-	4.16 [106]	.63 [16]	.56 [14]	.12 [3]	.43 [11]	12 OR 348	PINK	W25RT X25RT W25VT (2)	X25RT W25VT (2)	W25RT X25RT W25VT (2)	U25RT UR4204WE (1)	U25RT UR4204WE (1)	U25RT UR4204WE (1)	MECHANICAL: MY29-11 (1) HYDRAULIC: Y644(1) PAT644(1) Y81KFT(1) PAT81KFT(1) Y4PC834(1) PAT4PC834(1)	11/16"																																		
YAG25L2NTCFX45	2																																																																																													4.11 [104]																																																	
YAG25L2NTCFX90	3																																																																																													3.41 [87]																																																	
YAG25L2TC12E1FX	1																																																																																													.64 [16]	1.00 [25]															.53 [13]	-	3.22 [82]	.53 [13]	.56 [14]	.12 [3]	.43 [11]	12 OR 348	PINK	W25RT X25RT W25VT (2)	X25RT W25VT (2)	W25RT X25RT W25VT (2)	U25RT UR4204WE (1)	U25RT UR4204WE (1)	U25RT UR4204WE (1)	MECHANICAL: MY29-11 (1) HYDRAULIC: Y644(1) PAT644(1) Y81KFT(1) PAT81KFT(1) Y4PC834(1) PAT4PC834(1)	11/16"																	
YAG25L2TC12E1FX45	2																																																																																																														3.17 [81]																																
YAG25L2TC12E1FX90	3																																																																																																														2.48 [63]																																
YAG25L2TC14E1FX	1																																																																																																														.64 [16]	1.00 [25]															.27 [7]	-	2.78 [71]	.31 [8]	.56 [14]	.12 [3]	.43 [11]	12 OR 348	PINK	W25RT X25RT W25VT (2)	X25RT W25VT (2)	W25RT X25RT W25VT (2)	U25RT UR4204WE (1)	U25RT UR4204WE (1)	U25RT UR4204WE (1)	MECHANICAL: MY29-11 (1) HYDRAULIC: Y644(1) PAT644(1) Y81KFT(1) PAT81KFT(1) Y4PC834(1) PAT4PC834(1)	11/16"
YAG25L2TC14E1FX45	2																																																																																																																															2.74 [70]															
YAG25L2TC14E1FX90	3																																																																																																																															2.04 [52]															
YAG25L2NT14E1FX	1	.64 [16]	1.00 [25]	.27 [7]	-	2.78 [71]	.31 [8]	.56 [14]			.12 [3]	.43 [11]	12 OR 348	PINK	W25RT X25RT W25VT (2)	X25RT W25VT (2)	W25RT X25RT W25VT (2)	U25RT UR4204WE (1)	U25RT UR4204WE (1)	U25RT UR4204WE (1)	MECHANICAL: MY29-11 (1) HYDRAULIC: Y644(1) PAT644(1) Y81KFT(1) PAT81KFT(1) Y4PC834(1) PAT4PC834(1)	11/16"																																																																																																																									
YAG25L2NT14E1FX45	2				2.74 [70]																																																																																																																																										
YAG25L2NT14E1FX90	3				2.04 [52]																																																																																																																																										

SEE SHEET 1 OF 19 FOR NOTES.

REV	DATE	DESCRIPTION	ECO	BY	C'H'K.
D	09/30/20	UPDATED NOTES	53515	JL	GR

TO ORDER BURNDY® PRODUCTS CALL
 UNITED STATES
 1-800-346-4175 (LONDONDERRY, NH)
 CANADA:
 1-800-361-6975 (QUEBEC)
 1-800-387-6487 (ALL OTHER PROVINCES)
 FOR PRODUCT INFO: <http://www.burndy.com>

HYLUG™	
ITEM NO: N/A	
CAT. NO: SEE TABLE	
DRAWN BY: V SIVANANTHAM	11/18/2014
CHECKER: R ROMAN	12/11/2014
DSN APRVL: R ROMAN	12/11/2014
MFG APRVL: --	
QA APRVL: T WATTS	12/17/2014
MKT APRVL: K BOUTIN	12/10/2014
PROJECT #: FPN2001026	SIZE
DOCUMENT TYPE: SALES	D
REL LEVEL: WorkInProgress	
DRAWING NO	REV
50052523	D
SHEET 7 OF 19	




CATALOG NO.	FIG. NO.	CONDUCTOR			BOLT SIZE	DIMENSIONS										BURNDY® INSTALLATION TOOLING (# CRIMPS)										DIELESS (# CRIMPS)	WIRE STRIP LENGTH
		FLEX	CODE (AWG)	NAVY 		B	C	E	H	K	L	N	O.D.	T REF.	Z MIN.	DIE INDEX	COLOR CODE	MECHANICAL		HYDRAULIC							
																		MD7-34R MD6	OUR840	PATMD6 PAT600 Y500CT	Y35, Y39 Y750 PAT750	Y46 PAT46 	Y45 				
YAG26L2TC14FX	1	2/0 WELD 325/24	2/0 AWG	125	.81 [21]	.93 [24]	.63 [16]	-	.27 [7]	2.58 [66]	.31 [8]	.63 [16]	.13 [3]	13	BLACK	W26RT X26RT W26VT (2)	X26RT W26VT (2)	W26RT X26RT W26VT (2)	U26RT UR5184WE (1)	U26RT UR5184WE (1)	U26RT UR5184WE (1)	MECHANICAL: MY29-11 (1) HYDRAULIC: Y644(1) PAT644(1) Y81KFT(1) PAT81KFT(1) Y4PC834(1) PAT4PC834(1)	13/16"				
YAG26L2TC14FX45	2							1.40 [35]		2.51 [64]														.34 [9]			
YAG26L2TC14FX90	3							1.52 [39]		1.70 [43]														.34 [9]			
YAG26L2TC14E2FX	1							-		2.71 [69]														.34 [9]			
YAG26L2TC14E2FX45	2							1.40 [35]		2.63 [67]														.34 [9]			
YAG26L2TC14E2FX90	3							1.52 [39]		1.83 [46]														.34 [9]			
YAG26L2TC516FX	1							-		3.02 [77]														.36 [9]			
YAG26L2TC516FX45	2							1.40 [35]		2.94 [75]														.36 [9]			
YAG26L2TC516FX90	3							1.52 [39]		2.14 [54]														.36 [9]			
YAG26L2TC38FX	1							-		3.14 [80]														.43 [11]			
YAG26L2TC38FX45	2							1.40 [35]		3.07 [78]														.43 [11]			
YAG26L2TC38FX90	3							1.52 [39]		2.26 [58]														.43 [11]			
YAG26L2TC12E1FX	1							-		3.39 [86]														.56 [14]			
YAG26L2TC12E1FX45	2							1.40 [35]		3.32 [84]														.56 [14]			
YAG26L2TC12E1FX90	3							1.52 [39]		2.51 [64]														.56 [14]			
YAG26L2NTCFX	1							-		4.33 [110]														.65 [17]			
YAG26L2NTCFX45	2							1.40 [35]		4.26 [108]														.65 [17]			
YAG26L2NTCFX90	3							1.52 [39]		3.45 [88]														.65 [17]			

SEE SHEET 1 OF 19 FOR NOTES.

REV	DATE	DESCRIPTION	ECO	BY	C'H'K.
D	09/30/20	UPDATED NOTES	53515	JL	GR

TO ORDER BURNDY® PRODUCTS CALL		HYLUG™	
UNITED STATES 1-800-346-4175 (LONDONDERRY, NH)		ITEM NO: N/A	
CANADA: 1-800-361-6975 (QUEBEC) 1-800-387-6487 (ALL OTHER PROVINCES)		CAT. NO: SEE TABLE	
FOR PRODUCT INFO: http://www.burndy.com		DRAWN BY: V SIVANANTHAM 11/18/2014	
		CHECKER: R ROMAN 12/11/2014	
		DSN APRVL: R ROMAN 12/11/2014	
		MFG APRVL: --	
		QA APRVL: T WATTS 12/17/2014	
		MKT APRVL: K BOUTIN 12/10/2014	
		PROD FAM:	
		PROJECT #: FPN2001026	
		SIZE: D	
		DOCUMENT TYPE: SALES	
		REL LEVEL: WorkInProgress	
		DRAWING NO: 50052523	
		SHEET 8 OF 19	





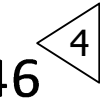
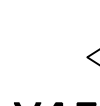
CATALOG NO.	FIG. NO.	CONDUCTOR			BOLT SIZE	DIMENSIONS										BURNDY® INSTALLATION TOOLING (# CRIMPS)										DIELESS (# CRIMPS)	WIRE STRIP LENGTH		
		FLEX	CODE (AWG)	NAVY 		B	C	E	H	K	L	N	O.D.	T REF.	Z MIN.	DIE INDEX	COLOR CODE	MECHANICAL		HYDRAULIC									
																		MD7-34R MD6	OUR840	PATMD6 PAT600 Y500CT	Y750 Y35 Y39, PAT750	Y46  PAT46	Y45 						
YAG28L2TC14FX	1	4/0 WELD 550/24	4/0 AWG	200	1.03 [26]	1.14 [29]	.63 [16]	-	.27 [7]	2.90 [74]	.31 [8]	.34 [9]	.15 [4]	15	PURPLE	W28RT (2) X28RT (3) W28VT (2)	X28RT (3) W28VT (2)	W28RT (2) X28RT (3) W28VT (2)	U28RT UR4205WE (1)	U28CRT UR4205WE (1)	U28RT UR4205WE (1)	MECHANICAL: MY29-11(1) HYDRAULIC: Y644(1) PAT644(1) Y81KFT(2) PAT81KFT(2) Y4PC834(2) PAT4PC834(2)	1-1/16"						
YAG28L2TC14FX45	2							1.72 [44]		2.76 [70]																			
YAG28L2TC14FX90	3							1.87 [47]		1.78 [45]																			
YAG28L2TC14E2FX	1							-		3.02 [77]																			
YAG28L2TC14E2FX45	2							.75 [19]		1.72 [44]														2.89 [73]	.31 [8]	.34 [9]			
YAG28L2TC14E2FX90	3							1.87 [47]		1.90 [48]																			
YAG28L2TC516FX	1							-		3.33 [85]																			
YAG28L2TC516FX45	2							1.00 [25]		1.72 [44]														.33 [8]	3.20 [81]	.34 [9]	.37 [9]		
YAG28L2TC516FX90	3							1.87 [47]		2.22 [56]																			
YAG28L2TC38FX	1							-		3.46 [88]																			
YAG28L2TC38FX45	2							1.00 [25]		1.72 [44]														.40 [10]	3.33 [84]	.41 [10]	.43 [11]		
YAG28L2TC38FX90	3							1.87 [47]		2.34 [59]																			
YAG28L2NT38FX	1							-		3.48 [88]																			
YAG28L2NT38FX45	2							.94 [24]		1.00 [25]														1.73 [44]	.40 [10]	3.38 [84]	.41 [10]	.17 [4]	.43 [11]
YAG28L2NT38FX90	3							1.92 [47]		2.36 [59]																			
YAG28L2TC12E1FX	1							-		3.71 [94]																			
YAG28L2TC12E1FX45	2							1.00 [25]		1.72 [44]														.53 [13]	3.58 [91]	.53 [13]	.56 [14]		
YAG28L2TC12E1FX90	3							1.87 [47]		2.59 [66]																			
YAG28L2TC12FX	1							-		3.96 [101]																			
YAG28L2TC12FX45	2							1.14 [29]		1.25 [32]														1.72 [44]	.53 [13]	3.83 [97]	.53 [13]	.15 [4]	.56 [14]
YAG28L2TC12FX90	3	1.87 [47]	2.84 [72]																										
YAG28L2NTCFX	1	-	4.65 [118]																										
YAG28L2NTCFX45	2	1.75 [44]	1.72 [44]	.56 [14]	4.51 [115]	.63 [16]	.65 [17]																						
YAG28L2NTCFX90	3	1.87 [47]	3.53 [90]																										

SEE SHEET 1 OF 19 FOR NOTES.

REV	DATE	DESCRIPTION	ECO	BY	C'H'K.
D	09/30/20	UPDATED NOTES	53515	JL	GR

TO ORDER BURNDY® PRODUCTS CALL
 UNITED STATES
 1-800-346-4175 (LONDONDERRY, NH)
 CANADA:
 1-800-361-6975 (QUEBEC)
 1-800-387-6487 (ALL OTHER PROVINCES)
 FOR PRODUCT INFO: <http://www.burndy.com>

HYLUG™			
ITEM NO: N/A			
CAT. NO: SEE TABLE			
DRAWN BY: V SIVANANTHAM	11/18/2014		
CHECKER: R ROMAN	12/11/2014		
DSN APRVL: R ROMAN	12/11/2014		
MFG APRVL: --			
QA APRVL: T WATTS	12/17/2014		
MKT APRVL: K BOUTIN	12/10/2014	DRAWING NO	
PROJECT #: FPN2001026		SIZE	50052523
DOCUMENT TYPE: SALES		D	
REL LEVEL: WorkInProgress		SHEET 10 OF 19	

CATALOG NO.	FIG. NO.	CONDUCTOR			BOLT SIZE	DIMENSIONS									BURNDY® INSTALLATION TOOLING (# CRIMPS)								WIRE STRIP LENGTH																	
		FLEX	CODE (AWG)	NAVY 		B	C	E	H	K	L	N	O.D.	T REF.	Z MIN.	DIE INDEX	COLOR CODE	MECHANICAL		HYDRAULIC				DIELESS (# CRIMPS)																
																		MD7-34R MD6	OUR840	PATMD6 PAT600 Y500CT	Y35,Y39 Y750, PAT750	Y46 PAT46 			Y45 															
YAG31L2NT38FX	1	250 FLEX 637/24 CLASS I,K,M	-	-	3/8 [M10]	.96 [24]	1.00 [25]	-	.41 [10]	3.54 [90]	.41 [10]	.88 [22]	.18 [4]	17 OR 298	WHITE	W30VT (2)	X30VT (2)	W30VT (2)	U30RT (2)	U30RT (2)	U30RT (2)	HYDRAULIC: Y644(1) PAT644(1) Y81KFT(2) PAT81KFT(2) Y4PC834(2) PAT4PC834(2)	1-1/8"																	
YAG31L2NT38FX45	2							1.87 [47]		3.46 [88]																														
YAG31L2NT38FX90	3							2.01 [51]		2.41 [52]																														
YAG31L2TC38FX	1					1.29 [33]	1.00 [25]	-	.41 [10]	3.54 [90]	.41 [10]													.88 [22]	.18 [4]	17 OR 298	WHITE	W30VT (2)	X30VT (2)	W30VT (2)	U30RT (2)	U30RT (2)	U30RT (2)	HYDRAULIC: Y644(1) PAT644(1) Y81KFT(2) PAT81KFT(2) Y4PC834(2) PAT4PC834(2)	1-1/8"					
YAG31L2TC38FX45	2							1.87 [47]		3.46 [88]																														
YAG31L2TC38FX90	3							2.01 [51]		2.41 [52]																														
YAG31L2NT38E16FX	1				.96 [24]	1.75 [44]	-	.41 [10]	3.54 [90]	.41 [10]	.88 [22]	.18 [4]	17 OR 298	WHITE	W30VT (2)	X30VT (2)	W30VT (2)	U30RT (2)	U30RT (2)	U30RT (2)	HYDRAULIC: Y644(1) PAT644(1) Y81KFT(2) PAT81KFT(2) Y4PC834(2) PAT4PC834(2)															1-1/8"				
YAG31L2NT38E16FX45	2						1.87 [47]		3.46 [88]																															
YAG31L2NT38E16FX90	3						2.01 [51]		2.41 [52]																															
YAG31L2NTC38FX	1				3/8 [M10]	1.75 [44]	-	.41 [10]	3.54 [90]	.41 [10]														.88 [22]	.18 [4]	17 OR 298	WHITE	W30VT (2)	X30VT (2)	W30VT (2)	U30RT (2)	U30RT (2)	U30RT (2)				HYDRAULIC: Y644(1) PAT644(1) Y81KFT(2) PAT81KFT(2) Y4PC834(2) PAT4PC834(2)	1-1/8"		
YAG31L2NTC38FX45	2						1.87 [47]		3.46 [88]																															
YAG31L2NTC38FX90	3						2.01 [51]		2.41 [52]																															
YAG31L2TC12FX	1				1/2 [M12]	1.29 [33]	-	.53 [13]	4.04 [103]	.53 [13]	.88 [22]	.18 [4]	17 OR 298	WHITE	W30VT (2)	X30VT (2)	W30VT (2)	U30RT (2)	U30RT (2)	U30RT (2)																			HYDRAULIC: Y644(1) PAT644(1) Y81KFT(2) PAT81KFT(2) Y4PC834(2) PAT4PC834(2)	1-1/8"
YAG31L2TC12FX45	2						1.87 [47]		3.96 [101]																															
YAG31L2TC12FX90	3						2.01 [51]		2.91 [74]																															
YAG31L2NTCFX	1				1/2 [M12]	1.75 [44]	-	.56 [14]	4.73 [120]	.63 [16]														.88 [22]	.18 [4]	17 OR 298	WHITE	W30VT (2)	X30VT (2)	W30VT (2)	U30RT (2)	U30RT (2)	U30RT (2)							
YAG31L2NTCFX45	2	1.87 [47]	4.64 [118]																																					
YAG31L2NTCFX90	3	2.01 [51]	3.60 [91]																																					

SEE SHEET 1 OF 19 FOR NOTES.

REV	DATE	DESCRIPTION	ECO	BY	C'H'K.
D	09/30/20	UPDATED NOTES	53515	JL	GR

TO ORDER BURNDY® PRODUCTS CALL		HYLUG™	
UNITED STATES 1-800-346-4175 (LONDONDERRY, NH)		ITEM NO: N/A	
CANADA: 1-800-361-6975 (QUEBEC) 1-800-387-6487 (ALL OTHER PROVINCES)		CAT. NO: SEE TABLE	
FOR PRODUCT INFO: http://www.burndy.com		DRAWN BY: V SIVANANTHAM 11/18/2014	
		CHECKER: R ROMAN 12/11/2014	
		DSN APRVL: R ROMAN 12/11/2014	
		MFG APRVL: --	
		QA APRVL: T WATTS 12/17/2014	
		MKT APRVL: K BOUTIN 12/10/2014	
		PROD FAM:	
		PROJECT #: FPN2001026	
		SIZE	
		DOCUMENT TYPE: SALES	
		REL LEVEL: WorkInProgress	
		DRAWING NO	
		50052523	
		SHEET 12 OF 19	
		REV	
		D	




CATALOG NO.	FIG. NO.	CONDUCTOR			BOLT SIZE	DIMENSIONS										BURNDY® INSTALLATION TOOLING (# CRIMPS)										
		FLEX	CODE (AWG)	NAVY ⁵		B	C	E	H	K	L	N	O.D.	T REF.	Z MIN.	DIE INDEX	COLOR CODE	MECHANICAL		HYDRAULIC				DIELESS (# CRIMPS)	WIRE STRIP LENGTH	
																		MD7-34R MD6	OUR840	PATMD6 PAT600 Y500CT	Y35, Y39 Y750 PAT750	Y46 PAT46 ⁴	Y45 ³			
YAG32L2TC38FX	1	313.1 kcmil 775/24 (300 kcmil/FLEX)	--	--	3/8 [M10]	1.19 [30]	1.40 [36]	-	3.73 [95]	.40 [10]	3.62 [92]	.41 [10]	.95 [24]	.19 [5]	18 OR 324	RED	W31VT (2)	X31VT (2)	W31VT (2)	U31RT (2)	U31RT (2)	U31RT (2)	HYDRAULIC: Y644(1) PAT644(1) Y81KFT(2) PAT81KFT(2) Y4PC834(2) PAT4PC834(2)	1-1/4"		
YAG32L2TC38FX45	2							1.00 [25]	2.06 [52]		2.23 [57]														2.45 [62]	.63 [16]
YAG32L2TC38FX90	3							1.75 [44]	2.06 [52]		.56 [14]														4.81 [122]	
YAG32L2NTCFX	1				1/2 [M12]	1.19 [30]	1.40 [36]	-	4.91 [125]	.63 [16]	.95 [24]	.19 [5]	18 OR 324	RED	W31VT (2)	X31VT (2)	W31VT (2)	U31RT (2)	U31RT (2)	U31RT (2)						
YAG32L2NTCFX45	2							1.75 [44]	2.06 [52]												.56 [14]	4.81 [122]				
YAG32L2NTCFX90	3							1.75 [44]	2.23 [57]												.56 [14]	3.64 [93]				

SEE SHEET 1 OF 19 FOR NOTES.

REV	DATE	DESCRIPTION	ECO	BY	C'H'K.
D	09/30/20	UPDATED NOTES	53515	JL	GR

TO ORDER BURNDY® PRODUCTS CALL		HYLUG™	
UNITED STATES 1-800-346-4175 (LONDONDERRY, NH)		ITEM NO: N/A	
CANADA: 1-800-361-6975 (QUEBEC) 1-800-387-6487 (ALL OTHER PROVINCES)		CAT. NO: SEE TABLE	
FOR PRODUCT INFO: http://www.burndy.com		DRAWN BY: V SIVANANTHAM 11/18/2014	
		CHECKER: R ROMAN 12/11/2014	
		DSN APRVL: R ROMAN 12/11/2014	
		MFG APRVL: --	
		QA APRVL: T WATTS 12/17/2014	
		MKT APRVL: K BOUTIN 12/10/2014	
		PROD FAM:	
		PROJECT #: FPN2001026	
		SIZE: D	
		DRAWING NO: 50052523	
		REV: D	
		SHEET 13 OF 19	






CATALOG NO.	FIG. NO.	CONDUCTOR			BOLT SIZE	DIMENSIONS										BURNDY® INSTALLATION TOOLING (# CRIMPS)									
		FLEX	CODE (AWG)	NAVY 		B	C	E	H	K	L	N	O.D.	T REF.	Z MIN.	DIE INDEX	COLOR CODE	MECHANICAL		HYDRAULIC				DIELESS (# CRIMPS)	WIRE STRIP LENGTH
																		MD7-34R MD6	OUR840	PATMD6 PAT600 Y500CT	Y750 Y35, Y39 PAT750	Y46 PAT46	Y45		
YAG34L2TC516FX	1	373.7 kcmil 925/24 (350 kcmil/FLEX)	-	-	5/16 [M8]	1.55 [39]	1.00 [25]	-	.33 [8]	3.79 [96]	.34 [9]	1.06	.23 [6]	19 OR 470	BLUE	W32VT (2)	X32VT (2)	W32VT (2)	U32RT (2)	U32RT (2)	U32RT (2)	HYDRAULIC: Y644M (1) PAT644M (1) Y81KFT- (1) PAT81KFT- (1) Y4PC- (1) PAT4PC- (1) SERIES	1-5/16"		
YAG34L2TC516FX45	2							2.27 [58]		3.70 [93]															
YAG34L2TC516FX90	3							2.45 [62]		2.41 [61]															
YAG34L2NT38FX	1				3/8 [M10]	1.55 [39]	1.00 [25]	.96 [24]	.41 [10]	-	3.92 [100]	.41 [10]	1.06	.23 [6]	19 OR 470	BLUE	W32VT (2)	X32VT (2)	W32VT (2)	U32RT (2)	U32RT (2)			U32RT (2)	
YAG34L2TC38FX	1							2.27 [58]		3.92 [100]															
YAG34L2TC38FX45	2							2.45 [62]		2.53 [65]															
YAG34L2TC38FX90	3																								
YAG34L2NTC38FX	1				3/8 [M10]	1.55 [39]	1.75 [44]	-	.41 [10]	-	4.67 [119]	.41 [10]	1.06	.23 [6]	19 OR 470	BLUE	W32VT (2)	X32VT (2)	W32VT (2)	U32RT (2)	U32RT (2)			U32RT (2)	
YAG34L2NTC38FX45	2							2.27 [58]		4.57 [116]															
YAG34L2NTC38FX90	3							2.45 [62]		3.28 [84]															
YAG34L2TC12FX	1				1/2 [M12]	1.54 [39]	1.25 [32]	-	.53 [13]	-	4.42 [112]	.53 [13]	1.06	.23 [6]	19 OR 470	BLUE	W32VT (2)	X32VT (2)	W32VT (2)	U32RT (2)	U32RT (2)			U32RT (2)	
YAG34L2TC12FX45	2							2.27 [58]		3.32 [84]															
YAG34L2TC12FX90	3							2.45 [62]		3.03 [77]															
YAG34L2NTCFX	1				1/2 [M12]	1.55 [39]	1.75 [44]	-	.56 [14]	-	5.11 [130]	.63 [16]	1.06	.23 [6]	19 OR 470	BLUE	W32VT (2)	X32VT (2)	W32VT (2)	U32RT (2)	U32RT (2)			U32RT (2)	
YAG34L2NTCFX45	2							2.27 [58]		5.01 [126]															
YAG34L2NTCFX90	3	2.45 [62]	3.72 [95]																						

SEE SHEET 1 OF 19 FOR NOTES.

REV	DATE	DESCRIPTION	ECO	BY	CHK.
D	09/30/20	UPDATED NOTES	53515	JL	GR

TO ORDER BURNDY® PRODUCTS CALL		HYLUG™	
UNITED STATES 1-800-346-4175 (LONDONDERRY, NH)		ITEM NO: N/A	
CANADA: 1-800-361-6975 (QUEBEC) 1-800-387-6487 (ALL OTHER PROVINCES)		CAT. NO: SEE TABLE	
FOR PRODUCT INFO: http://www.burndy.com		DRAWN BY: V SIVANANTHAM 11/18/2014	
		CHECKER: R ROMAN 12/11/2014	
		DSN APRVL: R ROMAN 12/11/2014	
		MFG APRVL: --	
		QA APRVL: T WATTS 12/17/2014	
		MKT APRVL: K BOUTIN 12/10/2014	
		PROJ #:	
		SIZE	
		DRAWING NO	
		REV	
		50052523	
		D	
		SHEET 14 OF 19	
		D	

CATALOG NO.	FIG. NO.	CONDUCTOR			BOLT SIZE	DIMENSIONS										BURNDY® INSTALLATION TOOLING (#CRIMPS)														
		FLEX	CODE (AWG)	NAVY 		B	C	E	H	K	L	N	O.D.	TREF.	ZMIN.	DIE INDEX	COLOR CODE	HYDRAULIC			DIELESS (#CRIMPS)	WIRE STRIP LENGTH								
																		Y750 Y35 Y39, PAT750	Y46  PAT46	Y45 										
YAG36L2TC38FX	1	444.4 kcmil 1100/24 (450 kcmil/FLEX)	-	-	3/8 [M10]	1.38 [35]	1.73 [44]	-	.40 [10]	4.28 [109]	.50 [13]	1.19 [31]	.27 [7]	20 OR 299	BROWN	Y750 Y35 Y39, PAT750	Y46 PAT46	Y45	HYDRAULIC: Y644M(1)	1-3/8"										
YAG36L2TC38FX45	2							1.00 [25]		2.51 [64]											4.24 [107]	.53 [13]	U34RT (2)	U34RT (2)	U34RT (2)					
YAG36L2TC38FX90	3							2.73 [69]		2.81 [71]													U31ART (1)	U31ART (1)	U31ART (1)					
YAG36L2NTCFX	1				1/2 [M12]	1.75 [44]	-	.56 [14]	5.28 [134]	.63 [16]	.65 [17]	20 OR 299	BROWN	Y750 Y35 Y39, PAT750							Y46 PAT46	Y45	HYDRAULIC: Y644M(1)	1-3/8"						
YAG36L2NTCFX45	2								2.51 [64]																5.24 [133]			U31ART (1)	U31ART (1)	U31ART (1)
YAG36L2NTCFX90	3								2.73 [69]																3.81 [96]			U31ART (1)	U31ART (1)	U31ART (1)

SEE SHEET 1 OF 19 FOR NOTES.

REV	DATE	DESCRIPTION	ECO	BY	C'H'K.
D	09/30/20	UPDATED NOTES	53515	JL	GR

TO ORDER BURNDY® PRODUCTS CALL		HYLUG™	
UNITED STATES 1-800-346-4175 (LONDONDERRY, NH)		ITEM NO: N/A	
CANADA: 1-800-361-6975 (QUEBEC) 1-800-387-6487 (ALL OTHER PROVINCES)		CAT. NO: SEE TABLE	
FOR PRODUCT INFO: http://www.burndy.com		DRAWN BY: V SIVANANTHAM 11/18/2014	
		CHECKER: R ROMAN 12/11/2014	
		DSN APRVL: R ROMAN 12/11/2014	
		MFG APRVL: --	
		QA APRVL: T WATTS 12/17/2014	
		MKT APRVL: K BOUTIN 12/10/2014	
		PROJ #:	
		SIZE	
		DRAWING NO	
		50052523	
		REVISION	
		D	
		SHEET 15 OF 19	


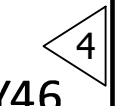
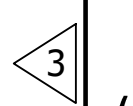
CATALOG NO.	FIG. NO.	CONDUCTOR			BOLT SIZE	DIMENSIONS										BURNDY® INSTALLATION TOOLING (# CRIMPS)						
		FLEX	CODE (AWG)	NAVY		B	C	E	H	K	L	N	O.D.	T REF.	Z MIN.	DIE INDEX	COLOR CODE	HYDRAULIC			DIELESS (# CRIMPS)	WIRE STRIP LENGTH
																		Y750 Y35 Y39, PAT750	Y46 PAT464	Y45		
YAG38L2TC516FX	1	535.3 kcmil 1325/24 (500 kcmil/FLEX)	-	5	5/16 [M8]	1.82 [46]	1.00 [25]	-	.33 [8]	4.09 [104]	.34 [9]	1.25 [32]	.27 [7]	.53 [13]	L99	PINK	U38XRT UR414OWE (2)	U38XRT UR414OWE (2)	U38XRT UR414OWE (2)	HYDRAULIC: Y644M(1)	1-7/16"	
YAG38L2TC516FX45	2							2.64 [67]		4.02 [102]												
YAG38L2TC516FX90	3							2.85 [72]		2.53 [64]												
YAG38L2NT38FX	1				3/8 [M10]	1.63 [41]	1.00 [25]	-	.40 [10]	4.40 [112]	.50 [13]											
YAG38L2NT38FX45	2							2.64 [67]		4.33 [110]												
YAG38L2NT38FX90	3							2.85 [72]		2.84 [72]												
YAG38L2TC38FX	1				3/8 [M10]	1.45 [37]	1.00 [25]	-	.40 [10]	4.40 [112]	.50 [13]											
YAG38L2TC38FX45	2							2.64 [67]		4.33 [110]												
YAG38L2TC38FX90	3							2.85 [72]		2.84 [72]												
YAG38L2TC12FX	1				1/2 [M12]	1.82 [46]	1.25 [32]	-	.53 [13]	4.72 [120]	.53 [13]											
YAG38L2TC12FX45	2							2.64 [67]		4.64 [118]												
YAG38L2TC12FX90	3							2.85 [72]		3.16 [80]												
YAG38L2NTCFX	1				1/2 [M12]	1.75 [44]	1.75 [44]	-	.56 [14]	5.40 [137]	.63 [16]											
YAG38L2NTCFX45	2							2.64 [67]		5.33 [135]												
YAG38L2NTCFX90	3							2.85 [72]		3.84 [98]												

SEE SHEET 1 OF 19 FOR NOTES.

REV	DATE	DESCRIPTION	ECO	BY	CHK.
D	09/30/20	UPDATED NOTES	53515	JL	GR


TO ORDER BURNDY® PRODUCTS CALL		HYLUG™	
UNITED STATES 1-800-346-4175 (LONDONDERRY, NH)		ITEM NO: N/A	
CANADA: 1-800-361-6975 (QUEBEC) 1-800-387-6487 (ALL OTHER PROVINCES)		CAT. NO: SEE TABLE	
FOR PRODUCT INFO: http://www.burndy.com		DRAWN BY: V SIVANANTHAM 11/18/2014	
		CHECKER: R ROMAN 12/11/2014	
		DSN APRVL: R ROMAN 12/11/2014	
		MFG APRVL: --	
		QA APRVL: T WATTS 12/17/2014	
		MKT APRVL: K BOUTIN 12/10/2014	
		PROD FAM:	
		PROJECT #: FPN2001026	
		SIZE: D	
		DRAWING NO: 50052523	
		SHEET 16 OF 19	






CATALOG NO.	FIG. NO.	CONDUCTOR			BOLT SIZE	DIMENSIONS										BURNDY® INSTALLATION TOOLING (# CRIMPS)						
		FLEX	CODE (AWG)	NAVY 		B	C	E	H	K	L	N	O.D.	T REF.	Z MIN.	DIE INDEX	COLOR CODE	HYDRAULIC			DIELESS (# CRIMPS)	WIRE STRIP LENGTH
																		Y750 Y35 Y39, PAT750	 Y46 PAT46	 Y45		
YAG39L2NTCFX	1	600 kcmil 1470/24 (600 kcmil/FLEX)	--	--	1/2 [M12]	1.19 [30]	1.90 [48]	1.75 [44]	-	.56 [14]	5.29 [134]	.63 [16]	1.30 [33]	.27 [7]	.65 [17]	400	PURPLE	U38RT (2)	U38RT (2)	U38RT (2)	HYDRAULIC: Y644M (1)	1-3/8"
YAG39L2NTCFX45	2								2.60 [66]		5.26 [134]											
YAG39L2NTCFX90	3								2.74 [70]		3.87 [98]											

SEE SHEET 1 OF 19 FOR NOTES.

REV	DATE	DESCRIPTION	ECO	BY	C'H'K.
D	09/30/20	UPDATED NOTES	53515	JL	GR

TO ORDER BURNDY® PRODUCTS CALL		HYLUG™													
UNITED STATES 1-800-346-4175 (LONDONDERRY, NH)		ITEM NO: N/A													
CANADA: 1-800-361-6975 (QUEBEC) 1-800-387-6487 (ALL OTHER PROVINCES)		CAT. NO: SEE TABLE													
FOR PRODUCT INFO: http://www.burndy.com		<table border="1"> <tr> <td>DRAWN BY: V SIVANANTHAM</td> <td>11/18/2014</td> </tr> <tr> <td>CHECKER: R ROMAN</td> <td>12/11/2014</td> </tr> <tr> <td>DSN APRVL: R ROMAN</td> <td>12/11/2014</td> </tr> <tr> <td>MFG APRVL: --</td> <td></td> </tr> <tr> <td>QA APRVL: T WATTS</td> <td>12/17/2014</td> </tr> <tr> <td>MKT APRVL: K BOUTIN</td> <td>12/10/2014</td> </tr> </table>		DRAWN BY: V SIVANANTHAM	11/18/2014	CHECKER: R ROMAN	12/11/2014	DSN APRVL: R ROMAN	12/11/2014	MFG APRVL: --		QA APRVL: T WATTS	12/17/2014	MKT APRVL: K BOUTIN	12/10/2014
DRAWN BY: V SIVANANTHAM	11/18/2014														
CHECKER: R ROMAN	12/11/2014														
DSN APRVL: R ROMAN	12/11/2014														
MFG APRVL: --															
QA APRVL: T WATTS	12/17/2014														
MKT APRVL: K BOUTIN	12/10/2014														
															
		DRAWING NO													
		50052523													
		SHEET 17 OF 19													
		REV													
		D													

CATALOG NO.	FIG. NO.	CONDUCTOR			BOLT SIZE	DIMENSIONS										BURNDY® INSTALLATION TOOLING (# CRIMPS)						
		FLEX	CODE (AWG)	NAVY 		B	C	E	H	K	L	N	O.D.	T REF.	Z MIN.	DIE INDEX	COLOR CODE	HYDRAULIC			DIELESS (# CRIMPS)	WIRE STRIP LENGTH
																		Y750 Y35 Y39, PAT750	Y46  PAT46	Y45 		
YAG40L2TC38FX	1	646 kcmil 1600/24 (650 kcmil FLEX)	--	--	3/8 [M10]	1.98 [50]	1.00 [25]	-	.41 [10]	4.43 [113]	.50 [13]	1.35 [34]	.30 [8]	.65 [17]	24	BLACK	U39RT (2)	U39RT (2)	U39RT (2)	HYDRAULIC: Y644M (1)	1-5/16"	
YAG40L2TC38FX45	2							2.74 [70]		4.42 [112]												
YAG40L2TC38FX90	3							2.94 [75]		2.91 [74]												
YAG40L2NNTFX	1				1/2 [M12]	1.42 [36]	1.63 [41]	1.75 [44]	-	.56 [14]	5.43 [138]	.63 [16]	1.35 [34]	.30 [8]								.65 [17]
YAG40L2NNTFX45	2								2.74 [70]		5.42 [138]											
YAG40L2NNTFX90	3								2.94 [75]		3.91 [99]											
YAG40L2NTCFX	1				1/2 [M12]	1.42 [36]	1.63 [41]	1.75 [44]	-	.56 [14]	5.43 [137]	.63 [16]	1.35 [34]	.30 [8]								.65 [17]
YAG40L2NTCFX45	2								2.74 [70]		5.42 [138]											
YAG40L2NTCFX90	3								2.94 [75]		3.91 [99]											

SEE SHEET 1 OF 19 FOR NOTES.

REV	DATE	DESCRIPTION	ECO	BY	C'H'K.
D	09/30/20	UPDATED NOTES	53515	JL	GR

TO ORDER BURNDY® PRODUCTS CALL		HYLUG™	
UNITED STATES 1-800-346-4175 (LONDONDERRY, NH)		ITEM NO: N/A	
CANADA: 1-800-361-6975 (QUEBEC) 1-800-387-6487 (ALL OTHER PROVINCES)		CAT. NO: SEE TABLE	
FOR PRODUCT INFO: http://www.burndy.com		DRAWN BY: V SIVANANTHAM 11/18/2014	
		CHECKER: R ROMAN 12/11/2014	
		DSN APRVL: R ROMAN 12/11/2014	
		MFG APRVL: --	
		QA APRVL: T WATTS 12/17/2014	
		MKT APRVL: K BOUTIN 12/10/2014	
		PROD FAM:	
		PROJECT #: FPN2001026	
		SIZE: D	
		DOCUMENT TYPE: SALES	
		REL LEVEL: WorkInProgress	
		DRAWING NO: 50052523	
		SHEET 18 OF 19	
		REV: D	



